

[www.ramcoolers.com](http://www.ramcoolers.com)



WE SUPPORT



Since 1978

Cooling India... Since Generations!



## ABOUT US

Ram Coolers is India's leading metal air cooler brand and is trusted for offering high-quality air coolers. Our coolers have a unique designing coupled with quality components; and robust galvanized steel body, powder coating, premium electrical components, breathe easy/honeycomb cooling pads are standard features of Ram Coolers. The cutting-edge technology not only ensures safe and durable long-lasting hassle-free life of coolers but also increases performance and cuts down sound and electricity consumption.

Ram Coolers offers various models for indoor and outdoor needs to cover an area from 100 Sft to 2800 Sft. Our coolers range from small and portable room to large tower and duct cooler models that can be placed in-house. We also have large capacity jumbo, desert, duct and industrial cooler models that can be placed from outside the window or can be used for centralized cooling. For easy reference, each cooler model is tagged with the Sft area it cools.

Constant improvement is the mantra at Ram Coolers and each year we bring up-gradation in terms of design and features of our coolers to offer better products in the market.


We are aggressively expanding our presence in unrepresented areas and seeking association of established distributors and dealers to make a pan India footprint.

# ROOM COOLERS



- 100% GI Steel body with powder coating
- Joint-less water tank
- Auto air swing
- Designer movable trolley
- Screw-less side panels
- Provision for easy water filling
- Float ball for auto water filling (Except Cool 120S)

  
COOLING AREA  
UPTO 120-350 SFT

  
AUTO AIR  
SWING

  
THREE SIDES  
COOLING PADS


  
FLOAT BALL

  
POWER RATING  
130-198 WATTS

  
3 SPEED  
CONTROL

  
INDOOR USE

  
SCREW-LESS  
PANELS

  
LOW NOISE  
PERFORMANCE

  
GOOD  
VENTILATION

  
FRESH FILTERED  
COOL AIR

  
WITH MOVABLE  
TROLLEY\*

  
WORKS ON  
INVERTER


Model Name	Cooling Capacity(Sft)	Body Size (Inches) With Trolley	Blade Size (Inches) -Type	RPM	Speed Control	Tank Capacity (Ltrs)	Power Rating (Watts)	Weight (Kg) With Trolley	Air Throw (CFM)	Noise (dB)
<b>COOL 120S*</b>	<b>120</b>	<b>27" X 18 X 16</b>	<b>11"- 3 Leaf</b>	<b>2350</b>	<b>3 Speed</b>	<b>22</b>	<b>130</b>	<b>16*</b>	<b>925</b>	<b>68</b>
<b>COOL 250N</b>	<b>250</b>	<b>45 X 21 X 18</b>	<b>14"- 6 Leaf</b>	<b>1350</b>	<b>3 Speed</b>	<b>55</b>	<b>175</b>	<b>24.7</b>	<b>1250</b>	<b>68</b>
<b>COOL 350N/350NH</b>	<b>350</b>	<b>45 X 25 X 21</b>	<b>16"- Exhaust</b>	<b>1350</b>	<b>3 Speed</b>	<b>90</b>	<b>198</b>	<b>29.3</b>	<b>2000</b>	<b>67</b>

\*Cool 120S cooler has optional movable trolley, height and weight of this cooler is given without trolley.



# TOWER COOLERS

- 100% GI Steel body with powder coating
- Joint-less water tank
- Auto air swing
- Designer movable trolley
- Screw-less side panels
- Provision for easy water filling
- Float ball for auto water filling



Model Name	Cooling Capacity(Sft)	Body Size (Inches) With Trolley	Blade Size (Inches) -Type	RPM	Speed Control	Tank Capacity (Ltrs)	Power Rating (Watts)	Weight (KG) With Trolley	Air Throw (CFM)	Noise (dB)
ULTRACOOOL 200N	200	49 X 18 X 17	11"-4 Leaf	2350	3 Speed	35	130	18.1	1000	67
ULTRACOOOL 300N/300NH	300	52 X 21 X 19	14"-6 Leaf	1350	3 Speed	55	170	26.3	1400	68
ULTRACOOOL 500N/500NH	500	51 X 25 X 21	17"- Exhaust	1350	3 Speed	90	251	31.8	2500	72
ULTRACOOOL 800NH*	800	55 X 27 X 25	19"- Climatizer	1200	3 Speed	100	500	41	3500	72

\*Ultracool 800 SH does not work on inverter.





# SLIM COOLERS

- 100% GI Steel body with powder coating
- Joint-less water tank
- Auto air swing
- Designer movable trolley
- Screw-less side panels
- Provision for easy water filling
- Float ball for auto water filling



COOLING AREA  
UPTO 450 SFT



AUTO AIR  
SWING



THREE SIDES  
COOLING PADS



FLOAT BALL



POWER RATING  
270 WATTS



3 SPEED  
CONTROL



INDOOR USE



SCREW-LESS  
PANELS



LOW NOISE  
PERFORMANCE



GOOD  
VENTILATION



FRESH FILTERED  
COOL AIR



WITH MOVABLE  
TROLLEY\*




WORKS ON  
INVERTER

Model Name	Cooling Capacity(Sft)	Body Size (Inches) With Trolley	Blade Size (Inches) -Type	RPM	Speed Control	Tank Capacity (Ltrs)	Power Rating (Watts)	Weight (KG) With Trolley	Air Throw (CFM)	Noise (dB)
<b>ULTRASLIM 460SH</b>	<b>450</b>	<b>54 X 29 X 16</b>	<b>20"- Semi Exhaust</b>	<b>1350</b>	<b>3 Speed</b>	<b>45</b>	<b>270</b>	<b>30.1</b>	<b>3000</b>	<b>68</b>



# DUCT COOLERS

- 100% GI Steel body with powder coating
- Joint-less water tank
- Auto air swing
- Designer movable trolley
- Screw-less side panels
- Provision for easy water filling
- Float ball for auto water filling



FLOAT BALL

POWER RATING  
130-280 WATTS



3 SPEED  
CONTROL

INDOOR USE



SCREW-LESS  
PANELS

LOW NOISE  
PERFORMANCE

GOOD  
VENTILATION

FRESH FILTERED  
COOL AIR

WITH MOVABLE  
TROLLEY\*

WORKS ON  
INVERTER

Model Name	Cooling Capacity(Sft)	Body Size (Inches) With Trolley	Blade Size (Inches) -Type	RPM	Speed Control	Tank Capacity (Ltrs)	Power Rating (Watts)	Weight (KG) With Trolley	Air Throw (CFM)	Noise (dB)
<b>DUCT 201N</b>	<b>200</b>	<b>55 X 21 X 21</b>	<b>11"- 4 Leaf</b>	<b>2350</b>	<b>3 Speed</b>	<b>55</b>	<b>130</b>	<b>25.8</b>	<b>1100</b>	<b>66</b>
<b>DUCT 251N</b>	<b>250</b>	<b>62 X 21 X 21</b>	<b>11"- 4 Leaf</b>	<b>2350</b>	<b>3 Speed</b>	<b>55</b>	<b>130</b>	<b>28.2</b>	<b>1100</b>	<b>66</b>
<b>DUCT 351N/351NH</b>	<b>350</b>	<b>58 X 25 X 23</b>	<b>15"- Exhaust</b>	<b>1350</b>	<b>3 Speed</b>	<b>90</b>	<b>190</b>	<b>38.9</b>	<b>1800</b>	<b>69</b>
<b>DUCT 501N/501NH</b>	<b>500</b>	<b>64X 28 X 27</b>	<b>17"- Exhaust</b>	<b>1350</b>	<b>3 Speed</b>	<b>100</b>	<b>280</b>	<b>39.8</b>	<b>2500</b>	<b>72</b>



# WAVE DUCT COOLERS

- 100% GI Steel body with powder coating
- Joint-less water tank
- Four way air diverter
- Designer movable trolley
- Screw-less side panels
- Provision for easy water filling
- Float ball for auto water filling



Model Name	Cooling Capacity(Sft)	Body Size (Inches) With Trolley	Blade Size (Inches) -Type	RPM	Speed Control	Tank Capacity (Ltrs)	Power Rating (Watts)	Weight (KG) With Trolley	Air Throw (CFM)	Noise (dB)
<b>WAVE190</b>	<b>200</b>	<b>51 X 17 X 19</b>	<b>11" - 3 Leaf</b>	<b>2400</b>	<b>3 Speed</b>	<b>35</b>	<b>115</b>	<b>20.3</b>	<b>900</b>	<b>66</b>
<b>WAVE 460</b>	<b>450</b>	<b>60 X 25 X 24</b>	<b>16" - Exhaust</b>	<b>1350</b>	<b>3 Speed</b>	<b>90</b>	<b>180</b>	<b>32.8</b>	<b>1350</b>	<b>68</b>



# LARGE CAPACITY DUCT COOLERS

- 100% GI Steel body with powder coating
- Joint-less water tank
- Auto air swing
- Optional trolley with heavy-duty wheels
- Screw-less side panels
- Provision for easy water filling
- Float ball for auto water filling



COOLING AREA  
UPTO 800-1000 SFT



AUTO AIR  
SWING



FOUR SIDES  
COOLING PADS



FLOAT BALL



POWER RATING  
340-460 WATTS



3 SPEED  
CONTROL



OUTDOOR USE



SCREW-LESS  
PANELS



LOW NOISE  
PERFORMANCE



GOOD  
VENTILATION



FRESH FILTERED  
COOL AIR



MOVABLE  
TROVEEY  
OPTIONAL

Model Name	Cooling Capacity(Sft)	Body Size (Inches) With Trolley	Blade Size (Inches) -Type	RPM	Speed Control	Tank Capacity (Ltrs)	Power Rating (Watts)	Weight (KG) With Trolley	Air Throw (CFM)	Noise (dB)
<b>DUCT 800S/800SH</b>	<b>800</b>	<b>67 X 29 X 32</b>	<b>18"- Exhaust</b>	<b>1350</b>	<b>3 Speed</b>	<b>100</b>	<b>340</b>	<b>54</b>	<b>3000</b>	<b>69</b>
<b>DUCT 1000S/1000SH</b>	<b>1000</b>	<b>73 X 31 X 34</b>	<b>21"- Exhaust</b>	<b>1200</b>	<b>3 Speed</b>	<b>110</b>	<b>460</b>	<b>65</b>	<b>3500</b>	<b>71</b>






# BLOWER COOLERS

- 100% GI Steel body with powder coating
- Joint-less water tank
- Auto air swing
- Designer movable trolley
- Screw-less side panels
- Provision for easy water filling
- Float ball for auto water filling

  
COOLING AREA  
UPTO 600SFT

  
AUTO AIR  
SWING

  
FOUR SIDES  
COOLING PADS


  
FLOAT BALL

  
POWER RATING  
675 WATTS

  
2 SPEED  
CONTROL

  
INDOOR/OUTDOOR  
USE

  
SCREW-LESS  
PANELS

  
MEDIUM NOISE  
PERFORMANCE

  
GOOD  
VENTILATION

  
FRESH FILTERED  
COOL AIR

  
WITH MOVABLE  
TROLLEY


Model Name	Cooling Capacity(Sft)	Body Size (Inches) With Trolley	Blade Size (Inches) -Type	RPM	Speed Control	Tank Capacity (Ltrs)	Power Rating (Watts)	Weight (KG) With Trolley	Air Throw (CFM)	Noise (dB)
<b>DUCT 600 S</b>	<b>600</b>	<b>64 X 30 X 25</b>	<b>12"- Blower</b>	<b>1340</b>	<b>2 Speed</b>	<b>100</b>	<b>675</b>	<b>56.6</b>	<b>2750</b>	<b>71</b>

# DESERT COOLERS



- 100% GI Steel body with powder coating
- Joint-less water tank (Except Eco 500S)
- Auto air swing
- Designer movable trolley (Except Eco 500S)
- Provision for easy water filling

  
COOLING AREA  
UPTO 150-500 SFT


  
AUTO AIR  
SWING

  
THREE SIDES  
COOLING PADS

  
POWER RATING  
136-240 WATTS

  
3 SPEED  
CONTROL

  
OUTDOOR USE

  
LOW NOISE  
PERFORMANCE

  
GOOD  
VENTILATION

  
FRESH FILTERED  
COOL AIR

  
MOVABLE  
TROLLEY  
OPTIONAL

  
WORKS ON  
INVERTER

Model Name	Cooling Capacity(Sft)	Body Size (Inches) With Tank & Trolley	Blade Size (Inches) -Type	RPM	Speed Control	Tank Capacity (Ltrs)	Power Rating (Watts)	Weight (KG) With Trolley	Air Throw (CFM)	Noise (dB)
<b>ECO 150N</b>	<b>150</b>	<b>36 X 21 X 18</b>	<b>11"- 3 Leaf</b>	<b>2350</b>	<b>3 Speed</b>	<b>35</b>	<b>136</b>	<b>19.3</b>	<b>1250</b>	<b>69</b>
<b>ECO 300N</b>	<b>300</b>	<b>43 X 26 X 22</b>	<b>16"- Exhaust</b>	<b>1350</b>	<b>3 Speed</b>	<b>80</b>	<b>197</b>	<b>32.3</b>	<b>1800</b>	<b>70</b>
<b>ECO 500N*</b>	<b>500</b>	<b>48 X 29* X 25</b>	<b>17"- Exhaust</b>	<b>1350</b>	<b>3 Speed</b>	<b>90</b>	<b>240</b>	<b>41.4</b>	<b>2500</b>	<b>72</b>

ECO 500S# model is without trolley; Body size given is without considering water tank dimensions.



# GOLD DESERT COOLERS

- Heavy 100% Galvanized Steel body
- Easily detachable when not in use
- Larger tank capacity
- Powder coated / painted with dual colors



COOLING AREA  
UPTO 250-1000 SFT



THREE SIDES  
COOLING PADS



POWER RATING  
195-460 WATTS



VARIABLE  
SPEED



OUTDOOR USE



MEDIUM NOISE  
PERFORMANCE



GOOD  
VENTILATION



FRESH FILTERED  
COOL AIR



WORKS ON\*  
INVERTER

Model Name	Cooling Capacity(Sft)	Body Size (Inches) Without Tank	Blade Size (Inches) -Type	RPM	Speed Control	Tank Capacity (Ltrs)	Power Rating (Watts)	Weight (KG) With Trolley	Air Throw (CFM)	Noise (dB)
<b>GOLD 370</b>	<b>370</b>	<b>42 X 26 X 21</b>	<b>16"- Exhaust</b>	<b>1350</b>	<b>VARIABLE</b>	<b>84</b>	<b>200</b>	<b>30</b>	<b>2000</b>	<b>67</b>
<b>GOLD 555</b>	<b>550</b>	<b>48 X 30 X 23</b>	<b>18"- Exhaust</b>	<b>1350</b>	<b>VARIABLE</b>	<b>110</b>	<b>280</b>	<b>39</b>	<b>3400</b>	<b>70</b>
<b>GOLD 700</b>	<b>700</b>	<b>54 X 30 X 23</b>	<b>18"- Exhaust</b>	<b>1350</b>	<b>VARIABLE</b>	<b>125</b>	<b>280</b>	<b>46</b>	<b>3400</b>	<b>70</b>
<b>GOLD 1000*</b>	<b>1000</b>	<b>66 X 36 X 27</b>	<b>21"- Exhaust</b>	<b>1200</b>	<b>3 Speed</b>	<b>160</b>	<b>460</b>	<b>62</b>	<b>4000</b>	<b>71</b>

\*Gold 1000 does not work on inverter

# METAL COOLERS

*Elegant Look* Powerful Performance



100% GI STEEL BODY WITH POWDER COATING

JOINTLESS WATER TANK

AUTO AIR SWING



**RAM COOLERS PVT. LTD**

Ram Coolers Chowk, New Shukarawari, Nagpur - 440032 (MH)

Email: [info@ramcoolers.com](mailto:info@ramcoolers.com) | Phone: 0712-272 1072, 0712-272 0146

[www.ramcoolers.com](http://www.ramcoolers.com)